

Stage 1 - 75 meters

short range, dense cover

Time Limit: 20 seconds

Stance: Begin standing, stay standing

Shot Pattern: 4 shots at 1 target

Fire Order: 2 shots, reload, 2 shots

C.H.C.O.F


Ink Saver

Print more versions at:



guntweaks.com

Reviews.
Knowledge.
DIY.



POST AT 25 METERS --- POST AT 25 METERS --- POST AT 25 METERS --- POST AT 25 METERS

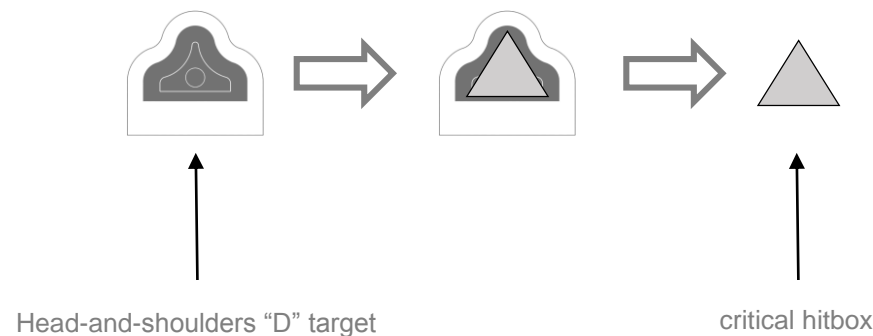
Can you make the shot?

On the reverse page you will find the first stage of the Critical Hitbox Course of Fire (CHCOF), a challenging shooting drill that provides practical feedback on your real-world shooting competency at 75, 150, and 300 yards. Based on the proven '1,000 inch range' concept, this target sheet allows the shooter to hone their fundamentals without needing a range longer than 25 meters.

Test your skill by attempting to complete all three stages of the CHCOF. No bipods or shooting rests are permitted; just you and your rifle. A semi-automatic rifle feeding from detachable magazines is recommended, and any optic or sight is permitted. Each attempt at the CHCOF requires a only a single 20-round box of ammunition, and success requires landing 18 hits out of 20 shots fired; a 90% hit probability. The rules are simple: if your shot lands inside the triangle, you hit the target. If your shot lands outside (or partially outside) the triangle, you missed the target.

You can also use the CHCOF targets for everyday plinking at the range. Aim at the center of the triangle for a large target area, or aim at each corner to get three more pinpoint targets from the same sheet.

Print the CHCOF for yourself and find reviews, knowledge, and more at www.guntweaks.com.



guntweaks.com
Reviews.
Knowledge.
DIY.

When attempting the CHCOF, a rifle sling is the only permissible shooting aid. No bipods or shooting rests are allowed.

Stage 2 - 150 meters

medium range, dense cover

Time Limit: 45 seconds

Stance: Begin standing, transition to sitting

Shot Pattern: 4 shots at each target (8 shots total)

Fire Order: 3 shots, reload, 5 shots

C.H.C.O.F



Ink Saver

Print more versions at:



guntweaks.com

Reviews.
Knowledge.
DIY.



Stage 3 - 300 meters

long range, sparse cover

Time Limit: 3 minutes

Stance: Begin standing, transition to prone

Shot Pattern: 4 shots at each target (8 shots total)

Fire Order: 3 shots, reload, 5 shots

Scoring



≥ 18 hits to pass

___ hits / 20 shots

Passed. ___

Did not pass. ___

Witness Signature



POST AT 25 METERS --- POST AT 25 METERS --- POST AT 25 METERS --- POST AT 25 METERS

